

CHECK VALVE REPLACEMENT COMPONENTS

DESCRIPTION	ID	PART NUMBER	SIZE AND DETAIL DESCRIPTION	PACKAGE QUANTITY	LIST PRICE
	1	0403-006-6	#14 x 1" Phillips Pan Head Stainless Metal Screw	6	8.26
	2	0191401020	Lid, 2" Swing-Spring Check Valve	1	9.59
	3	0301-154	O-Ring, 2" Swing-Spring Check Valve	1	2.98
	4	0405-001	Spring, 2" Swing-Spring Check Valve	1	3.92
	4	0405-001-H	Hastelloy Spring	1	14.67
	5	0401-005P	Shaft, 2" Swing-Spring Check Valve	1	4.32
	6	0081201020	Gate Assembly, 2" Swing-Spring Check Valve	1	15.38
	7	0060104028	Adapter, 2" Spigot x 1 1/2" Slip White	1	2.45
	RK	0801-20H-RK	Replacement Kit, Check Valve Contains ID# 2, 3, 4(H), 5 & 6	1	33.25

UNI-BODY VALVES

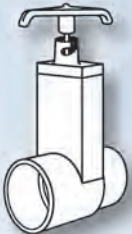
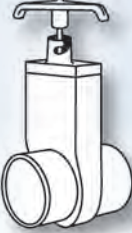
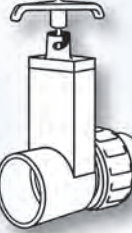
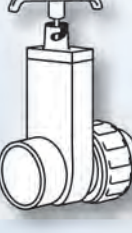
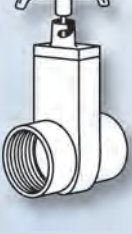


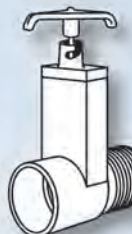
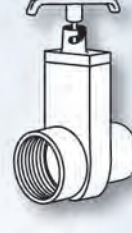
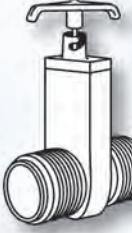
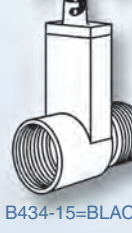
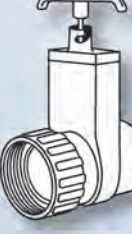
The innovative patented design of the Magic Uni-Body valve was engineered for use in a wide variety of industries and applications. The built in Snap-Lock guarantees zero flow restriction during operation while the Cam-Lock function provides a 100% positive seal when shutoff is required. We have also added a specially formulated dry lubricant to our Seals and then overmold them directly to the valve gate, eliminating the need to repair or replace the gate seals. The Magic Uni-Body valve is available in a variety of configurations in 1", 1 1/2", 2" and 2 1/2" IPS sizes.

DESCRIPTION	PART NUMBER	IPS SIZE	QTY CASE/MASTER	WT CASE/MASTER	LIST PRICE
<p>B401-15=BLACK</p>	0401-10	1"	14/56	8/34	14.60
	0401-15	1 1/2"	14/56	9/36	14.60
	B401-15	1 1/2"	14/56	9/36	18.43
	0401-20	2"	12/48	10/41	21.17
	0401-25	2 1/2"	5/20	8/33	34.03

DESCRIPTION	PART NUMBER	IPS SIZE	QTY CASE/MASTER	WT CASE/MASTER	LIST PRICE
	0501-15	1 1/2"	6/24	7/28	24.79
	0501-20	2"	6/24	10/41	31.79

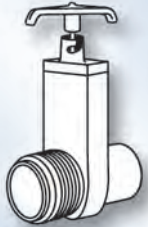
UNI-BODY VALVES

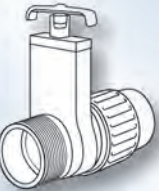
DESCRIPTION	PART NUMBER	IPS SIZE	QTY CASE/MASTER	WT CASE/MASTER	LIST PRICE
SLIP×SPIGOT 	0412-15	1½"	14/56	8/33	14.60
	0412-20	2"	12/48	10/39	21.17
	0412-25	2½"	5/20	8/30	34.03
SPIGOT×SPIGOT 	0402-15	1½"	14/56	7/30	14.60
	0402-20	2"	12/48	9/37	21.17
	0402-25	2½"	5/20	8/30	34.03
SLIP×UNION 	0516-15	1½"	10/40	9/36	21.89
	0516-20	2"	10/40	12/49	26.48
	0516-25	2½"	5/20	10/40	45.13
SPIGOT×SLIP UNION 	0517-15	1½"	10/40	8/31	21.89
	0517-20	2"	10/40	12/49	26.48
	0517-25	2½"	5/20	10/39	45.13
SLIP×FIPT 	0414-15	1½"	14/56	9/36	16.06


DESCRIPTION	PART NUMBER	IPS SIZE	QTY CASE/MASTER	WT CASE/MASTER	LIST PRICE
SLIP×MIPT 	0413-15	1½"	14/56	9/36	17.67
SPIGOT×FIPT 	0424-15	1½"	14/56	8/32	16.06
MIPT×MIPT 	0403-15	1½"	14/56	9/35	20.15
MIPT×FIPT  B434-15=BLACK	0434-15	1½"	14/56	9/35	18.98
	B434-15	1½"	14/56	9/35	21.17
SLIP×SWIVEL FBT 	0550-15	1½"	10/40	10/40	22.24
	0550-20	2"	10/40	13/50	30.70

UNI-BODY VALVES



DESCRIPTION	PART NUMBER	IPS SIZE	QTY CASE/ MASTER	WT CASE/ MASTER	LIST PRICE
POOL HOSE × MIPT  B423-15=BLACK	0423-15	1½"	14/56	8/32	18.98
	B423-15	1½"	14/56	8/32	19.73

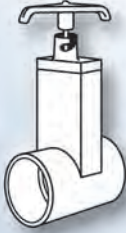
DESCRIPTION	PART NUMBER	IPS SIZE	QTY CASE/ MASTER	WT CASE/ MASTER	LIST PRICE
SLIP UNION × MIPT 	0435-15	1½"	10/40	8/31	19.96

DESCRIPTION	PART NUMBER	IPS SIZE	QTY CASE/ MASTER	WT CASE/ MASTER	LIST PRICE
SLIP × MBT w/WASHER RING 	0556-20	2"	12/48	11/38	23.82

Equipped with washer ring only.

METRIC UNI-BODY VALVES



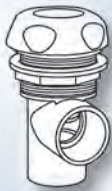
DESCRIPTION	PART NUMBER	SIZE	QTY CASE/ MASTER	WT CASE/ MASTER	LIST PRICE
SLIP × SLIP 	M401-15	50MM	14/56	9/36	14.60
	M401-20	63MM	12/48	10/41	21.17

Minimum order 500. This is not a stock item.

90° ON/OFF VALVE



Magic Plastics' On-Off Valve is the perfect valve for spa side operation of waterfalls, neck jets or just about any other water feature in the spa. Unlike other valves of this type, Magic's On-Off valve is Full-Flow and requires only 3 full turns to open or close the valve.

DESCRIPTION	PART NUMBER	IPS SIZE	QTY CASE/ MASTER	WT CASE/ MASTER	LIST PRICE
	0230-10	1"	48/96	20/40	13.86

Custom cap colors and designs available. Contact factory for details and minimum order requirements.